



Sign up to my website's newsletter to find out about:

- ☐ Special deals,
- ☐ Upcoming resources,
- ☐ Freebies,
- ☐ Learning ideas,
- ☐ The latest from the blog,
- ☐ Sales and giveaways!

www.jresourcecreations.com



LOGIC PUZZLE FREEBIE #12

Thank You for Downloading 😊

Thank you for your purchase. I sincerely hope both you and your students enjoy this product. Your feedback would be appreciated so that I can make my resources better. Please do not hesitate to contact me if you need me to make any adjustments to this resource for you.

Let's stay connected:

Follow my store to stay updated on more FREEBIES and new products @ [Mrs J's Resource Creations](#)

Click the links below to find my:

[Blog](#)

[Pinterest](#)

[Facebook](#)

Terms of Use

- All pages of this packet are copyrighted. You may not create anything to sell or share based on this packet.
- This packet is for one teacher use only. Do not share with colleagues. If they like the packet please send them to my TPT store. TPT is about teachers supporting teachers 😊
- You are permitted to share the cover image of this packet on your blog or via social media as long as you link back to my store on TPT showcasing the product or link to the product. My store link is <http://www.teacherspayteachers.com/Store/Mrs-Js-Resource-Creations>

Thank you so much for your download. I truly appreciate your business. 😊
[Mrs J's Resource Creations](#)

[CLICK HERE TO FIND & DOWNLOAD A FREE MATH MYSTERY!](#)



[Find MORE FREEBIES here.](#)

[Find my Store Brochure here to browse for more fun and educational resources to use in your classroom.](#)

Teacher Instructions

PREP

- Print and Solve! Just print page 4.
- Laminate for easy reuse in your classroom.
- Use washable markers to wipe clean after a student has solved the puzzle.

USE

Great as an early finisher task or when you have a few moments to spare in the classroom that you don't want to 'waste.'

Going over the clues more than once is necessary to solve this puzzle, so instruct students to read the clue statements carefully.

Guide students to see what clues they can use to deduce possibilities first, then go over the clue statements again to see if that helps further narrow down possibilities. Reading the clue statements several times may be necessary to solve.

Answer key provided on page 5.

FEEDBACK

I love creating resources that are educational and fun. Your feedback would be appreciated on this resource. Thank you so much for downloading!

Don't forget to follow my store to find out when more activities are available.

ZOO VISIT: MINI-MYSTERY LOGIC PUZZLE

Sophie, Liam, Maria, Patrick, Zac, and Claudia went on a field trip to the Zoo. They all had a different favorite animal that they wanted to see first and they each wore a different colored cap. At the end of the day, they each bought a different souvenir to take home. Using the clues, can you solve who's favorite animal is what, what color cap each person wore, and what souvenir they each bought.



Name	Sophie																																																																																																																																																																																																																																																																																																																																																																																																																																																																																																																																																																																																																																																																																																																																																																																																																																																																																																																																																																																																																																																																																																																																																																																																																																																																																																																																																																																																																		
------	--------	--	--	--	--	--	--	--	--	--	--	--	--	--	--	--	--	--	--	--	--	--	--	--	--	--	--	--	--	--	--	--	--	--	--	--	--	--	--	--	--	--	--	--	--	--	--	--	--	--	--	--	--	--	--	--	--	--	--	--	--	--	--	--	--	--	--	--	--	--	--	--	--	--	--	--	--	--	--	--	--	--	--	--	--	--	--	--	--	--	--	--	--	--	--	--	--	--	--	--	--	--	--	--	--	--	--	--	--	--	--	--	--	--	--	--	--	--	--	--	--	--	--	--	--	--	--	--	--	--	--	--	--	--	--	--	--	--	--	--	--	--	--	--	--	--	--	--	--	--	--	--	--	--	--	--	--	--	--	--	--	--	--	--	--	--	--	--	--	--	--	--	--	--	--	--	--	--	--	--	--	--	--	--	--	--	--	--	--	--	--	--	--	--	--	--	--	--	--	--	--	--	--	--	--	--	--	--	--	--	--	--	--	--	--	--	--	--	--	--	--	--	--	--	--	--	--	--	--	--	--	--	--	--	--	--	--	--	--	--	--	--	--	--	--	--	--	--	--	--	--	--	--	--	--	--	--	--	--	--	--	--	--	--	--	--	--	--	--	--	--	--	--	--	--	--	--	--	--	--	--	--	--	--	--	--	--	--	--	--	--	--	--	--	--	--	--	--	--	--	--	--	--	--	--	--	--	--	--	--	--	--	--	--	--	--	--	--	--	--	--	--	--	--	--	--	--	--	--	--	--	--	--	--	--	--	--	--	--	--	--	--	--	--	--	--	--	--	--	--	--	--	--	--	--	--	--	--	--	--	--	--	--	--	--	--	--	--	--	--	--	--	--	--	--	--	--	--	--	--	--	--	--	--	--	--	--	--	--	--	--	--	--	--	--	--	--	--	--	--	--	--	--	--	--	--	--	--	--	--	--	--	--	--	--	--	--	--	--	--	--	--	--	--	--	--	--	--	--	--	--	--	--	--	--	--	--	--	--	--	--	--	--	--	--	--	--	--	--	--	--	--	--	--	--	--	--	--	--	--	--	--	--	--	--	--	--	--	--	--	--	--	--	--	--	--	--	--	--	--	--	--	--	--	--	--	--	--	--	--	--	--	--	--	--	--	--	--	--	--	--	--	--	--	--	--	--	--	--	--	--	--	--	--	--	--	--	--	--	--	--	--	--	--	--	--	--	--	--	--	--	--	--	--	--	--	--	--	--	--	--	--	--	--	--	--	--	--	--	--	--	--	--	--	--	--	--	--	--	--	--	--	--	--	--	--	--	--	--	--	--	--	--	--	--	--	--	--	--	--	--	--	--	--	--	--	--	--	--	--	--	--	--	--	--	--	--	--	--	--	--	--	--	--	--	--	--	--	--	--	--	--	--	--	--	--	--	--	--	--	--	--	--	--	--	--	--	--	--	--	--	--	--	--	--	--	--	--	--	--	--	--	--	--	--	--	--	--	--	--	--	--	--	--	--	--	--	--	--	--	--	--	--	--	--	--	--	--	--	--	--	--	--	--	--	--	--	--	--	--	--	--	--	--	--	--	--	--	--	--	--	--	--	--	--	--	--	--	--	--	--	--	--	--	--	--	--	--	--	--	--	--	--	--	--	--	--	--	--	--	--	--	--	--	--	--	--	--	--	--	--	--	--	--	--	--	--	--	--	--	--	--	--	--	--	--	--	--	--	--	--	--	--	--	--	--	--	--	--	--	--	--	--	--	--	--	--	--	--	--	--	--	--	--	--	--	--	--	--	--	--	--	--	--	--	--	--	--	--	--	--	--	--	--	--	--	--	--	--	--	--	--	--	--	--	--	--	--	--	--	--	--	--	--	--	--	--	--	--	--	--	--	--	--	--	--	--	--	--	--	--	--	--	--	--	--	--	--	--	--	--	--	--	--	--	--	--	--	--	--	--	--	--	--	--	--	--	--	--	--	--	--	--	--	--	--	--	--	--	--	--	--	--	--	--	--	--	--	--	--	--	--	--	--	--	--	--	--	--	--	--	--	--	--	--	--	--	--	--	--	--	--	--	--	--	--	--	--	--	--	--	--	--	--	--	--	--	--	--	--	--	--	--	--	--	--	--	--	--	--	--	--	--	--	--	--	--	--	--	--	--	--	--	--	--	--	--	--	--	--	--	--	--	--	--	--	--	--	--	--	--	--	--	--	--	--	--	--	--	--	--	--	--	--	--	--	--	--	--	--	--	--	--	--	--	--	--	--	--	--	--	--	--	--	--	--	--	--	--	--	--	--	--	--	--	--	--	--	--	--	--	--	--	--	--	--	--	--	--	--	--	--	--	--	--	--	--	--	--	--	--	--	--	--	--	--	--	--	--	--	--	--	--	--	--	--	--	--	--	--	--	--	--	--	--	--	--	--	--	--	--	--	--	--	--	--	--	--	--	--	--	--	--	--	--	--	--	--	--	--	--	--	--	--	--	--	--	--	--	--	--	--	--	--	--	--	--	--	--	--	--	--	--	--	--	--	--	--	--	--	--	--	--	--	--	--	--	--	--	--	--	--	--	--	--	--	--	--	--	--	--	--	--	--	--	--	--	--	--	--	--	--	--	--	--	--	--	--	--	--	--	--	--	--	--	--	--	--	--	--	--	--	--	--	--	--	--	--	--	--	--	--	--	--	--	--	--	--	--	--	--	--	--	--	--	--	--	--	--	--	--	--	--	--	--	--	--	--	--	--	--	--	--	--	--	--	--	--	--	--	--	--	--	--	--	--	--	--	--	--	--	--	--	--	--	--	--	--	--	--	--	--	--	--	--	--	--	--	--	--	--	--	--	--	--	--	--	--	--	--	--	--	--	--	--	--	--	--	--	--	--	--	--	--	--	--	--	--	--	--	--	--	--	--	--	--	--	--	--	--	--	--	--	--	--	--	--	--	--	--	--	--	--	--	--	--	--	--	--	--	--	--	--	--	--	--	--	--	--	--	--	--	--	--	--	--	--	--	--	--	--	--	--	--	--	--	--	--	--	--	--	--	--	--	--	--	--	--	--	--	--	--	--	--	--	--	--	--	--	--	--	--	--	--	--	--	--	--	--	--	--	--	--




TIPS

- ☐ USE 'X' to eliminate possibilities
- ☐ Write 'YES' or use a tick to show a discovery.
- ☐ Read the clue statements more than once!
- ☐ Take your time to think about what the information means and how that can help you eliminate possibilities or connect answers.

CLUES

- The visitor wearing the blue cap went to see the elephants first.
- Maria who was not wearing a red or yellow cap, went to see the giraffes first.
- The visitor who purchased the stuffed toy, wore a green cap, and went to see the lions first.
- Zac wore a yellow cap and purchased a T-Shirt.
- Sophie loved seeing the penguins first.
- The visitor who went to see the monkeys first, purchased a bookmark from the visitor shop.
- Neither Sophie or Patrick purchased a stuffed toy or keychain from the souvenir shop.
- The visitor wearing the red cap purchased a balloon.
- The visitor who was most excited to see the elephants got a photo souvenir with them.
- Claudia, who was wearing the orange cap, went to visit either the monkeys or lions first.



ZOO VISIT: ANSWER KEY

Sophie, Liam, Maria, Patrick, Zac, and Claudia went on a field trip to the Zoo. They all had a different favorite animal that they wanted to see first and they each wore a different colored cap. At the end of the day, they each bought a different souvenir to take home. Using the clues, can you solve who's favorite animal is what, what color cap each person wore, and what souvenir they each bought.



	Name	Animal						Cap						Souvenir					
		Monkeys	Lions	Elephants	Penguins	Giraffes	Alligators	Red	Blue	Green	Yellow	Orange	Brown	Keychain	Photo	Balloon	Stuffed Toy	Bookmark	T-Shirt
	Sophie	X	X	X	✓	X	X	✓	X	X	X	X	X	X	X	✓	X	X	X
	Liam	X	✓	X	X	X	X	X	X	✓	X	X	X	X	X	X	✓	X	X
	Maria	X	X	X	X	✓	X	X	X	X	X	X	✓	✓	X	X	X	X	X
	Patrick	X	X	✓	X	X	X	X	✓	X	X	X	X	✓	✓	X	X	X	X
	Zac	X	X	X	X	X	✓	X	X	X	✓	X	X	X	X	X	X	X	✓
	Claudia	✓	X	X	X	X	X	X	X	X	X	✓	X	X	X	X	X	✓	X
	Keychain	X	X	X	X	✓	X	X	X	X	X	X	✓						
	Photo	X	X	✓	X	X	X	X	✓	X	X	X	X						
	Balloon	X	X	X	✓	X	X	✓	X	X	X	X	X						
	Stuffed Toy	X	✓	X	X	X	X	X	X	✓	X	X	X						
	Bookmark	✓	X	X	X	X	X	X	X	X	X	✓	X						
	T-Shirt	X	X	X	X	X	✓	X	X	X	✓	X	X						
	Red	X	X	X	✓	X	X												
	Blue	X	X	✓	X	X	X												
	Green	X	✓	X	X	X	X												
	Yellow	X	X	X	X	X	✓												
	Orange	✓	X	X	X	X	X												
	Brown	X	X	X	X	✓	X												

CLUES

- The visitor wearing the blue cap went to see the elephants first.
- Maria who was not wearing a red or yellow cap, went to see the giraffes first.
- The visitor who purchased the stuffed toy, wore a green cap, and went to see the lions first.
- Zac wore a yellow cap and purchased a T-Shirt.
- Sophie loved seeing the penguins first.
- The visitor who went to see the monkeys first, purchased a bookmark from the visitor shop.
- Neither Sophie or Patrick purchased a stuffed toy or keychain from the souvenir shop.
- The visitor wearing the red cap purchased a balloon.
- The visitor who was most excited to see the elephants got a photo souvenir with them.
- Claudia, who was wearing the orange cap, went to visit either the monkeys or lions first.

TIPS

- ☐ USE 'X' to eliminate possibilities
- ☐ Write 'YES' or use a tick to show a discovery.
- ☐ Read the clue statements more than once!
- ☐ Take your time to think about what the information means and how that can help you eliminate possibilities or connect answers.



Check out MORE Fun & Challenging Resources

Engage, Motivate, Educate!



Engage and enrich your students with this creatively fun math project that is easy to prep! There are ten levels to work through, and the whole project can be differentiated by how many pets are chosen in level 1.

Available in different levels!

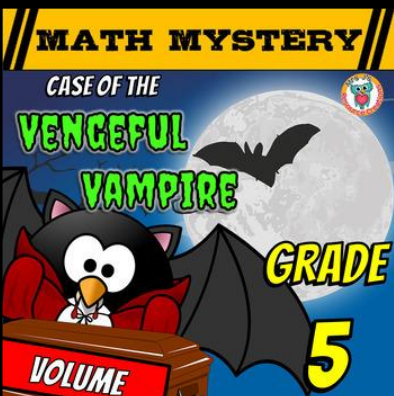
CLICK TO LEARN MORE



Reading, math, puzzles and adventure await in this Math Quest! Print, copy, show the video hook, and your students are ready to work through the chapters. Three levels of differentiation included. Great for any time of the year when you want a break from the usual routine.

Available in different grade math levels of difficulty.

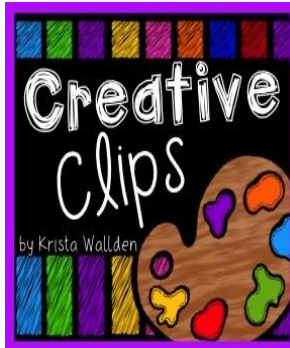

CLICK TO LEARN MORE



Available in a Grade 5 and 6 edition, this fun Vampire themed Math Mystery is a great activity to use as part of your volume consolidation work, or as a review at the end of the unit. It begins with a video hook before your students continue to solve the mystery on paper.

CLICK TO LEARN MORE

GRAPHICS & FONTS BY



**THANK
YOU!**

CLIPART Lord -
<http://www.clipartlord.com/>

Vladimir Zuñiga Foca.tk

Fonts by The Learning Tree