


CHEWBACCA SHAPE CRAFT

COMPOSING PLANE SHAPES



NAME: _____


MINDER GAL


SHAPE CHEWBACCA

I USED THE FORCE AND _____ SHAPES
TO MAKE MY SHAPE CHEWBACCA.




MOST PAGES HAVE SHAPES FOR TWO CRAFTS. THE COLOR PAPER SUGGESTIONS ARE PRINTED ON EACH PAGE. THE SASH WILL NEED TO BE TRIMMED OR FOLDED IN ORDER TO FIT THE BODY.







KINDER GAL



CHEWBACCA

HEAD/ FACE 1 EACH




**BROWN
PAPER**




BROWN PAPER
BODY – 1 EACH

CHEWBACCA






WHITE PAPER






SASH/BELT 1 EACH



CHEWBACCA

KINDER GAL



EYES

NOSE

SASH/

BELT

SET OF

2



CHEWBACCA

BLACK PAPER




ARMS / LEGS / HANDS / FEET – 2 EACH

CHEWBACCA

BROWN PAPER



TEETH – 4 EACH



WHITE PAPER

CHEWBACCA


NAME: _____

KINDER GAL


SHAPE CHEWBACCA


I USED THE FORCE AND ____ SHAPES
TO MAKE MY SHAPE CHEWBACCA.














NAME: _____

KINDER GAL


SHAPE CHEWBACCA


I USED THE FORCE AND ____ SHAPES
TO MAKE MY SHAPE CHEWBACCA.














THANK YOU!

I HOPE YOUR STUDENTS LOVE THIS
CRAFT!

PLEASE LET ME KNOW IF YOU HAVE
ANY ISSUES!

KINDER GAL



STAR JEDI FONT
BY BOBA FONTS

