





July

Activity Calendar

LET'S PLAY!

Sunday	Monday	Tuesday	Wednesday	Thursday	Friday	Saturday
Calendar created by: Dr. Pamela B Connor- Educational Trainer and Consultant Calendar Translated by: Manuela Rodriguez  		1. "Mr. Sun, sun, Mr. Golden Sun. Please shine down on me. I am kindly asking you. To come out so I can play with you! Mr. Golden Sun, please shine down on me!"	2. "Rain, rain, go away, Come again another day, We want to go outside to play, Rain, rain, go away!"	3. ACTIVITY PAGE Play in Any Weather	4. "No matter the weather, Cold or hot, I like to play _____ I like to play it a lot!" Let your child fill in the blank with something they like to play!	5. Weekend Wrap-Up Sing all of the new songs you've learned about playing in all kinds of weather!
6. Playing Games 	7. Simon says, "Clap your hands." Simon says, "Touch your toes." "Pat your head." Wait, Simon didn't say to do that! Remember, only do what Simon says!	8. Put out the number of chairs, one less than the number of players in your home. Play music and when it stops, race for a chair! Whoever is left standing can try again in the next round!	9. While you count down from 10, tell your child to hide. "Ready or not, here I come!" Once you find your child, give them a hug, and now it's your turn to hide!	10. ACTIVITY PAGE "Follow the Leader"	11. 1,2,3 take off! Your child runs, and you take off after them. When you "tag" your child, they have to freeze! As you run away, loudly count to 5, and then your child can unfreeze, and now they chase you!	12. Weekend Wrap-Up Play all the new games you've learned this week with family and friends!
13. Playing Cards 	14. Divide a deck of cards in half. You and your child lay one card down at the same time, over and over, until a Jack is laid down. The first player to "slap the Jack" gets all of the cards!	15. Divide a deck of cards in half. You and your child lay one card down at the same time. When two of the same cards are laid down, the first one to yell "Snap" gets all the cards!	16. Make a small set of matching cards and lay them face down. Your child turns over 2 at a time, and if they match, they pick them up. If not, turn them over and try again!	17. ACTIVITY PAGE "Make your own Cards"	18. Let your child throw a deck of cards in the air! They will clean them up using your directions. "Pick up all the hearts. Now all the 2's. Now, the queens, and so on. "	19. Weekend Wrap-Up Play all the new card games you learned this week with family and friends!
20. Playing with Boxes 	21. Gather a variety of sizes of cardboard boxes. Let your child paint them, color them, and make them into whatever they want!	22. Add paper towel rolls, wrapping paper rolls, and any long tubes to the boxes that were painted yesterday for your child to build bigger structures!	23. Fill a box with odds and ends, such as tin foil, Q-tips, crayons, glue, paper, tissues, or whatever you have for your child to get creative with!	24. ACTIVITY PAGE "Cereal Book Boxes"	25. Give your child a shoebox to carry with them on a nature walk. Let them make a collection of items to come back home and recreate their walk-through artwork!	26. Weekend Wrap-Up Saturday is a great day to curl up in a big box with a comfy pillow and blanket and read some of your favorite books!
27. Dramatic Play 	28. Fill a hamper with some of your clothing- dresses, blouses, hats, shoes, etc., for your child to play dress-up with and become a grown-up just like you!	29. Set up a "dirt kitchen" outside for your child to play chef! All you need is dirt and some old cooking items you don't use anymore. Bon Appetit!	30. Gather up your child's stuffed animals, a play medical kit, some band-aids, and a soft blanket for the patient, and your child can be a veterinarian!	31. Purchase a few bunches of fake flowers for your child to place in plastic bottles/jars as they become your personal florist!		

Find more resources like this to **extend learning beyond the walls of the classroom** at the teacher-made, family focused, online store & learning hub - www.LearningMadeFunWithMaestraCasiano.com – your one stop shop for fun & learning