

ART HISTORY KIDS



# ART HISTORY TREASURE HUNT



GAME



WWW.ARTHISTORYKIDS.COM



# HI, I'M LOTUS

**I am a homeschool mom (of over 10 years) to two creative teenagers, a beach lover and coffee fanatic, and the founder of Art History Kids. Our mission here is simple: introduce kids to awe inspiring art, invite them to look carefully and come to their own conclusions, and encourage them to tap into their creativity as they make their own original art. Play is such an amazing teacher, and this fun Treasure Hunt Game is sure to spark an engaging conversation as your kids ponder 7 spectacular works of art!**

-Lotus

LET THE TREASURE  
HUNT BEGIN!



# OVERVIEW

1

## **PRINT THE GUIDE**

Print the pages from this guide and tape the 7 artwork pages up on a wall (at your smallest child's eye level). Have the question pages ready to go, and when you're all set up, call in your kids!

2

## **ENCOURAGE ACTIVE LOOKING**

Begin by spending a few minutes really looking carefully at each work of art. Have a quick chat about the difference between active looking vs. passive looking. In this game, we're looking to find details in the art that might not be obvious at first glance, so we need to look closely and with great interest!

3

## **DECIDE ON YOUR PLAY STYLE**

The following page outlines several variations for this game, so you can choose the play style that will work best for your kids. If you start to play and think of a different way that would be fun... go for it! Enjoy your game time!

4

## **OBSERVATIONS AND INSIGHTS**

Now that your kids have been looking really closely at the art, they may have some ideas that would be fun to discuss. Ask a few open ended questions and see where the conversation leads!

5

## **CONNECT THE ELEMENTS**

Each work of art in this game is a great example of an element of art! Enhance your art foundation with a quick review of the 7 elements and where they can be seen in the artwork!

## **THE MOST IMPORTANT THING**

Have fun and let your kids lead the game. If they are still enjoying the activity after a few questions, keep going. If they seem ready to do something else, invite them to share their thoughts about the art, or ask if they feel inspired to grab the crayons and create some art of their own!

# WAYS TO PLAY

The purpose of this game is to introduce kids to art, invite them to practice their observational skills, and spark a fun and engaging conversation. There are MANY roads that lead to this destination, and it will be a lot more fun if you choose the path that is best for your kids and that aligns with their preferred play and learning style. Here are a few ideas:

## **Collaborative**

Ask your kids to find things together as a group. If your kids prefer not to play competitive games, or if the competition distracts them from being in the moment and enjoying the art, this is a fun way to play.

## **Individual**

Kids might think it's fun to play as individuals and see who can find something first. If you play this way, be sure to let your kids know that many of the clues can be found in more than one work of art... so they can keep looking!

## **Printed**

If you have a color printer and can print out the game, it's fun to see the artwork up on a wall (like you'd see art in a museum). But...

## **On screen**

If you don't have a color printer handy, you can easily play this game by looking at each page on a tablet or a computer.

## **One question at a time**

Your kids might like to look for each item in the treasure hunt, one at a time.

## **Find them all from memory**

Or they may prefer to hear the entire list of treasure hunt items to find, and then look for them across all the works of art, all at the same time.

## **Select fewer works of art to make the game simpler**

Maybe this game would feel more approachable if there were only 3 works of art to consider instead of 7? You can choose to narrow it down!

## **Just do one page of questions**

I've included 20 treasure hunt items to find, but that may be too many! Start with a couple of questions, and proceed based on how engaged your kids are! As you're asking them to find things, you may even think of additional treasure hunt items... adapt the game in whatever way you'd like to make it extra fun!



**Romare Bearden**

Jazz Village

**1967**



**Katsushika Hokusai**

Under the Wave off Kanagawa

**1830**



**Mary Cassatt**

Little Girl in a Blue Armchair


**1878**



**Salvador Dalí**

The Persistence of Memory

**1931**



**Alma Thomas**

Apollo 12 Splash Down

**1970**



**Barbara Hepworth**

Mother and Child

**1934**



**Vincent van Gogh**

Sunflowers

**1888**

# Where do you see it IN THE ART?

IN WHICH ARTWORK(S) DO YOU SEE...

01

A GREEN CIRCLE

02

A CHILD

03

A STRAIGHT LINE

04

A WINDOW

05

WATER

# Where do you see it IN THE ART?

IN WHICH ARTWORK(S) DO YOU SEE...

06

FLOWERS

07

MOTION

08

THE SKY

09

SOMETHING PLAID

10

INSECTS

# Where do you see it IN THE ART?

IN WHICH ARTWORK(S) DO YOU SEE...

11

A MOUNTAIN

12

AN ADULT

13

BOATS

14

POTTERY

15

THE NUMBER 5

# Where do you see it IN THE ART?

IN WHICH ARTWORK(S) DO YOU SEE...

16

A FURRY FRIEND

17

A GRADIENT

18

A HOLE

19

A HORIZONTAL PURPLE LINE

20

SOMEONE RECLINING

# Did you find **THEM ALL?**

(Art is subjective so your findings may vary.)

<b>Romare Bearden</b> Jazz Village	3,4,7,8,9,12,18
<b>Katsushika Hokusai</b> Under the Wave off Kanagawa	3,5,7,8,11,12,13
<b>Mary Cassatt</b> Little Girl in a Blue Armchair	2,3,4,6,9,16,20
<b>Salvador Dalí</b> The Persistence of Memory	3,5,7,8,10,15,17
<b>Alma Thomas</b> Apollo 12 Splash Down	3,5,7,8,17,19
<b>Barbara Hepworth</b> Mother and Child	2,3,7,12,18,20
<b>Vincent van Gogh</b> Sunflowers	1,3,6,14

# Continue the **CONVERSATION**

Dive deeper to uncover insights and ideas about the art!  
Start with your child's favorite work from this game and  
chat about one piece of art at a time.

**What do you  
see here that  
interests you  
most?**

**Do you think  
there's a  
story here?  
What is it?**

**How does this  
art make you  
feel?**

**How is the  
artist using  
color in this  
piece?**

**What does  
this art make  
you think  
about?**

**What is  
special about  
this artist's  
style?**

# The Elements OF ART



1

## COLOR

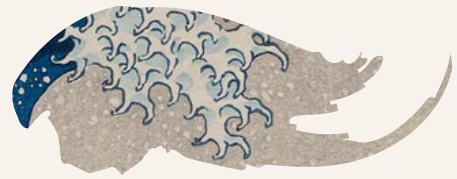
Color is sometimes called hue. We see different colors based on the light that is reflected back to our eye.



2

## LINE

A line is a singular point moving in space. Lines can appear thin, thick, curved, straight, solid or fragmented.



3

## SHAPE

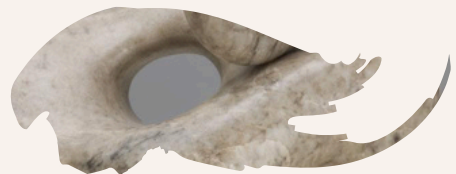
Shapes are two dimensional, flat areas that are enclosed by edges.



4

## FORM

Form is like shape, but it also includes the third dimension of depth. Art that exists in 3D like sculpture has form.



5

## TEXTURE

The tactile quality of the object's surface. How would it feel if you could touch it?



6

## VALUE


The relative lightness or darkness of a color on a scale from white to black.



7

## SPACE

The area around and within the image. Space shows us depth.



# WHAT'S NEXT?

I hope you and your kids had so much fun with this game! Art conversations are so enlightening and inspiring! Often, they invite even more questions as your kids will be naturally curious and inquisitive—wondering about the art and the artist.

It's SO valuable to have these child-led conversations before you reveal anything about the art, because the magic of this early phase of exploration and discovery simply can't be re-created once they begin to hear backstories and insights about the art.

But, once your kids have taken their time to fully contemplate the art, it is really exciting to learn more! And that's exactly what we do inside The Studio Membership. Each month, we explore a new artist and exciting works of art together in our supportive community setting.

Keep an eye on your email because in just a few days I'll send you an exclusive invitation to dive deeper and learn more about one of the artists featured in this game!

I'm hosting a free 3 day workshop where your kids can learn all about the brilliant Vincent van Gogh and his luminous Sunflowers painting.

Plus, I'm sharing lots of tips and tricks for you to continue the creative momentum you've begun!

I can't wait to see you again soon. For now, enjoy your creative playtime with the Treasure Hunt game.

**And until next time... stay inspired!**

