

Valentine's Day

Conversation Heart Fun



Candy Hearts Sorting

Name _____

1. Open your box of candy hearts. 2. Sort the hearts by color. 3. Count the hearts.

yellow

purple

HUG ME
BE MINE

Candy Hearts Graphing

Name _____

1. Open your box of candy hearts. 2. Sort the hearts by color. 3. Color one space for each heart on the graph.


yellow									
pink									
white									
purple									
orange									
green									

Candy Hearts Tallies

Name _____

1. Open your box of candy hearts. 2. Sort the hearts by color. 3. Make a tally mark for each candy heart.

yellow		purple	
pink		orange	
white		green	



Name _____

Candy Hearts Sorting

1. Open your box of candy hearts. 2. Sort the hearts by color. 3. Count the hearts.

yellow

pink

white



purple







orange

green

Name _____

Candy Hearts Graphing


1. Open your box of candy hearts. 2. Sort the hearts by color. 3. Color one space for each heart on the graph.

 yellow										
 pink										
 white										
 purple										
 orange										
 green										


Name _____

Candy Hearts Tallies

1. Open your box of candy hearts. 2. Sort the hearts by color. 3. Make a tally mark for each candy heart.




--




--




--



--



--



--

**The set below was created in 2016
when the Conversation Hearts I
bought had BLUE hearts instead of
WHITE!**

Name _____

Candy Hearts Sorting

1. Open your box of candy hearts. 2. Sort the hearts by color. 3. Count the hearts.

yellow

pink

blue



purple







orange

green

Name _____

Candy Hearts Graphing


1. Open your box of candy hearts. 2. Sort the hearts by color. 3. Color one space for each heart on the graph.

 yellow										
 pink										
 blue										
 purple										
 orange										
 green										

Name _____

Candy Hearts Tallies

1. Open your box of candy hearts. 2. Sort the hearts by color. 3. Make a tally mark for each candy heart.




--




--




--



--



--





--

ABOUT THIS PRODUCT

All you need to complete these activities is a box of Conversation Hearts! I have provided three activities for you to pick and choose from! For the first activity, I have my students color the hearts BEFORE giving them the box of candy. When they get the candy they sort the hearts by color. Next, they count the hearts and write the number. The graphing sheet is for those students that are ready to take sorting to the next level and transfer it to a graph. Finally, the third sheet is for students to sort their hearts by color and record the results using tally marks.

YOU MAY ALSO LIKE




THANK YOU!

Thank you for choosing this item to use in your classroom. I sincerely hope that you and your students enjoy it. If you have any questions or suggestions please contact me via email: pocketfulofcenters@gmail.com.

TERMS OF USE

This product license is for single classroom use only. You may not sell, share or redistribute these pages in any way, this includes electronic and hard copies. Please visit my store to purchase additional licenses.

LET'S CONNECT



VISIT MY STORE!

Click on the pictures to see the products in my store:



FEEDBACK

Please remember to leave feedback for this product. Your feedback means so much to me and I love to hear how you use this product in your classroom. PLUS you will receive TpT credits to use for future purchases!

CLIPART CREDIT

