





Busy Kids Do Piano

# WIZARD OF OZ

Music Camp Day 1

The Story  
Quarter Notes  
Miss Gulch theme



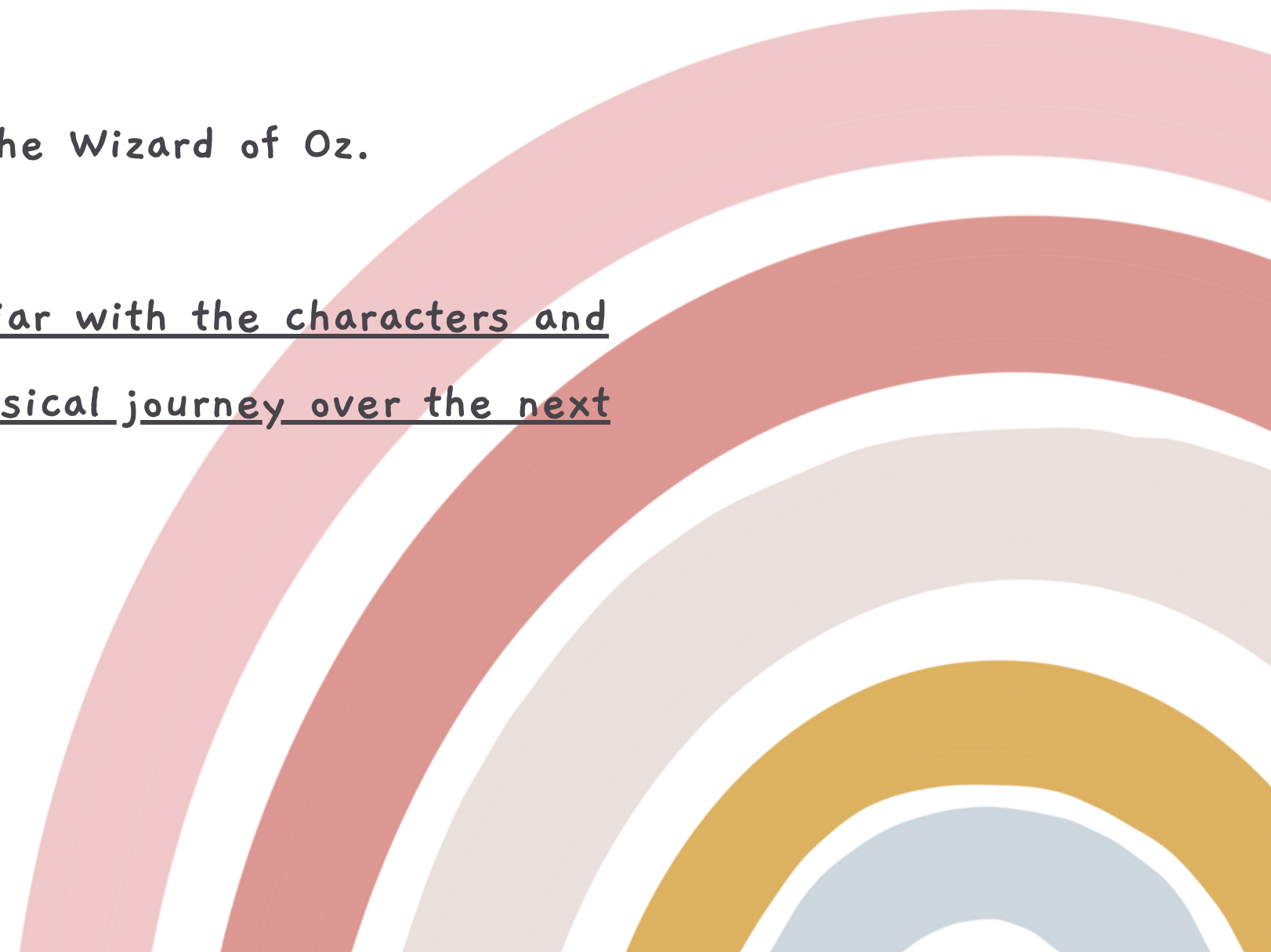





# WE'RE OFF TO SEE THE WIZARD...

---


Let's start by learning the story of the Wizard of Oz.

[Click here to read the eBook and become familiar with the characters and themes of the book that will be guiding our musical journey over the next few days!](#)

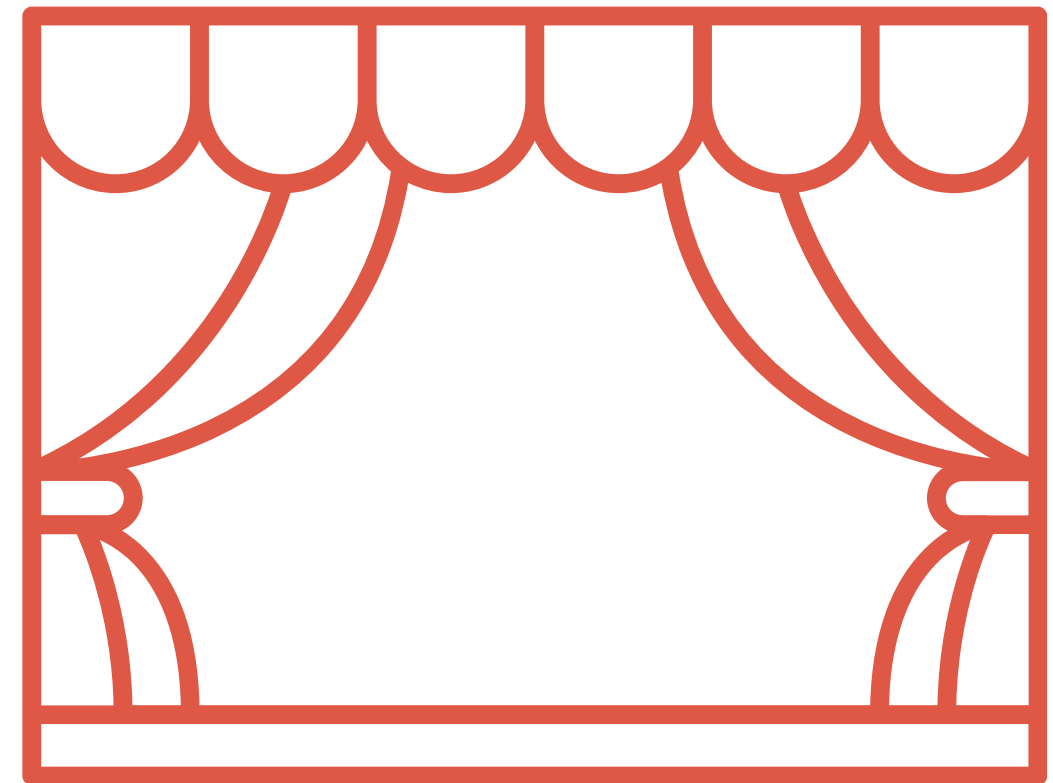





# THE POWER OF MUSICAL STORYTELLING



Listen to this audio file  
to learn more about how  
the story of Wizard of Oz  
became a Broadway  
musical & movie musical.





## MUSIC NOTE



## MISS GULCH THEME

Listen to this 15 second audio of the Miss Gulch theme:

[LISTEN HERE](#)

Miss Gulch is the real-life counterpart to the Wicked Witch of East.

This theme is introduced when the mean neighbor, Miss Gulch, arrives and announces that she will have Dorothy's dog Toto destroyed.

The theme music pops up again during the tornado, and we watch as she transforms into the Wicked Witch of the East.


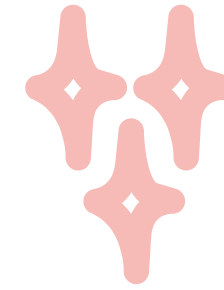

[LISTEN HERE](#)




**WHAT AFFECT DOES HEARING THIS MUSIC DURING THESE PARTS OF THE MOVIE HAVE ON YOU?**



# RHYTHM LESSON



QUARTER NOTE/  
TA NOTE



Receives one beat  
Count "one" or "ta"

WATCH YOUR RHYTHM  
LESSON VIDEO BY  
CLICKING THE LINK  
BELOW:

[RHYTHM LESSON](#)



# SCARECROW

Color the picture of the scarecrow and cut him out. Glue him to a straw or popsicle stick to make a puppet.


You will use your puppet for some of our musical activities in Wizard of Oz Music Camp!





# PRACTICE ON YOUR OWN

- Turn on your favorite song and use your scarecrow puppet to "march" to a ta beat.
- Practice clapping the ta beat
- Play the ta beat using a rhythm instrument (tambourine, drum, wooden sticks)



SEE YOU TOMORROW!

